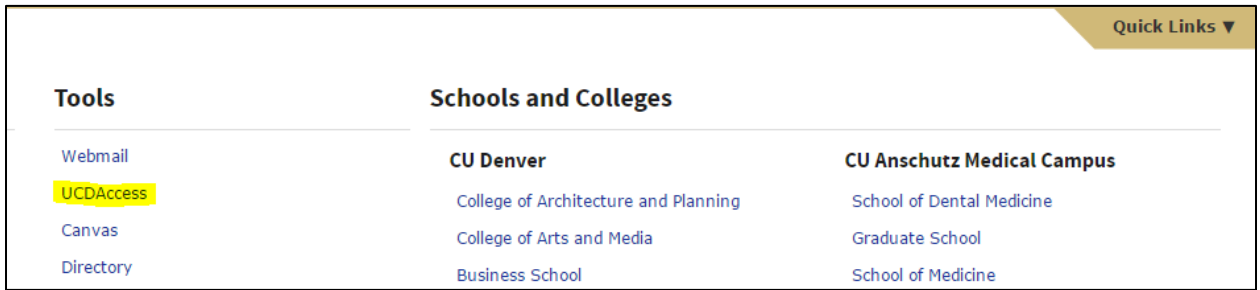



# How To: Find Registration Holds

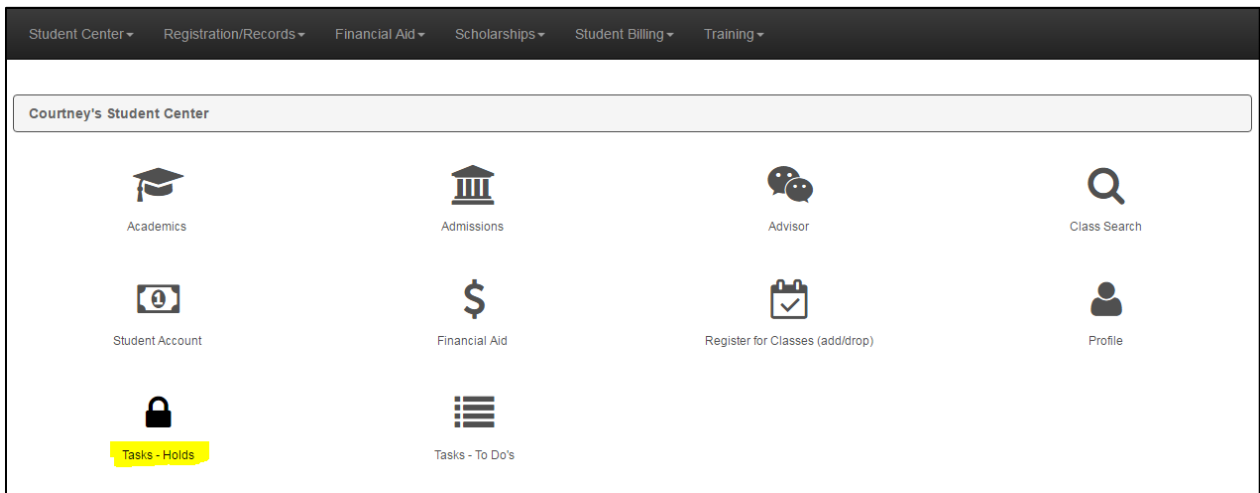
**Step 1.** On the main CU Denver page, click into UCDAccess via Quick Links in the top right corner:



**Step 2.** Click the Student Center tab and the All Student Functions option:



**Step 3.** Click the Tasks – Holds button:



From here you can view your holds and which office placed them. To resolve them, you must work with the respective office. For instance, for an immunization hold, you would work with the campus Health Center.

If you have any questions on your holds or need guidance in who to contact, please let us know: [undergrad.advising@ucdenver.edu](mailto:undergrad.advising@ucdenver.edu) or 303-315-8110.