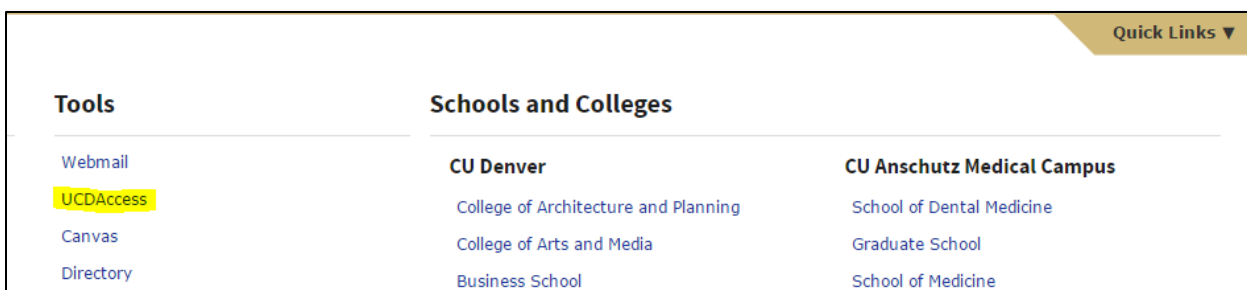



How To: Submit Online Graduation Application

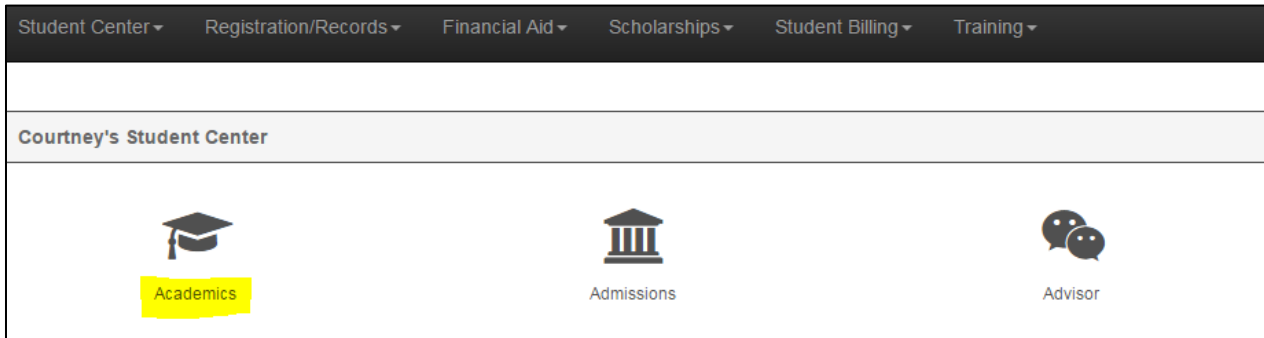
Step 1. On the main CU Denver page, click into UCDAccess via Quick Links in the top right corner:



Step 2. Click the Student Center tab and the All Student Functions option:



Step 3. Click on the Academics button:



Step 4. Select the Apply for Graduation box. From here you will be prompted through the application in which you will select the term you intend to graduate, confirm that your major is correct, etc.



If you have any issues or questions regarding this online application, please contact us at: undergrad.advising@ucdenver.edu or 303-315-8110.